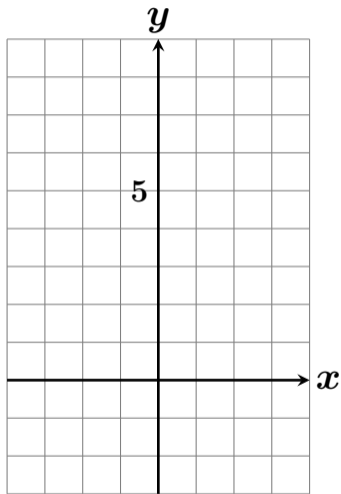
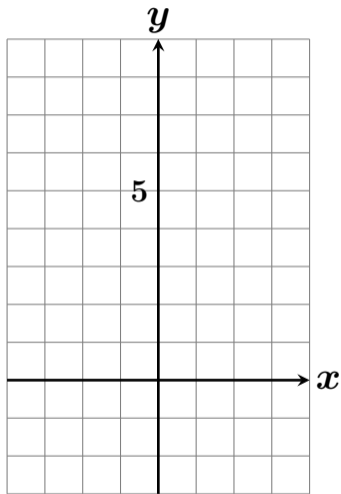


$y = 2x + 3$ のグラフを描きなさい #27 2



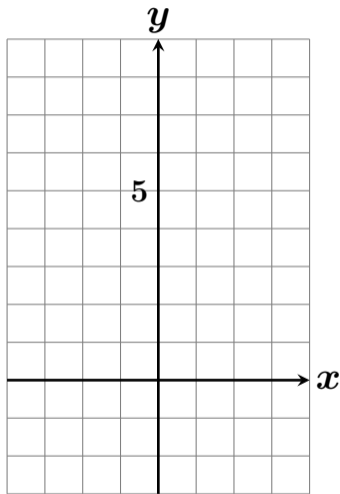
x	-3	-2	-1	0	1	2	3
y							

$y = 2x + 3$ のグラフを描きなさい #27 2



x	-3	-2	-1	0	1	2	3
y							

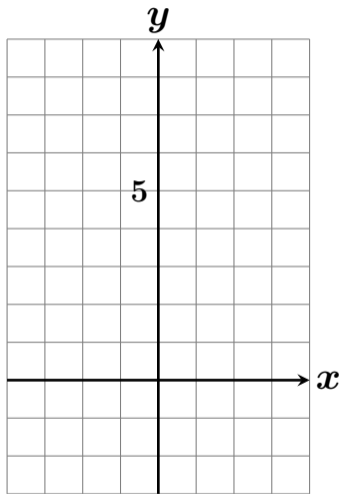
$y = 2x + 3$ のグラフを描きなさい #27 2



x	-3	-2	-1	0	1	2	3
y							

$$y = 2x + 3$$

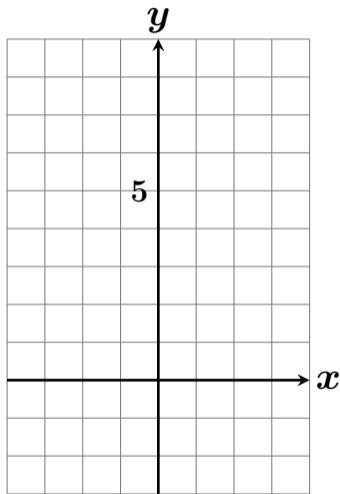
$y = 2x + 3$ のグラフを描きなさい #27 2



x	-3	-2	-1	0	1	2	3
y							

$$\begin{aligned}y &= 2x + 3 \\ &= 2 \times (-3) + 3\end{aligned}$$

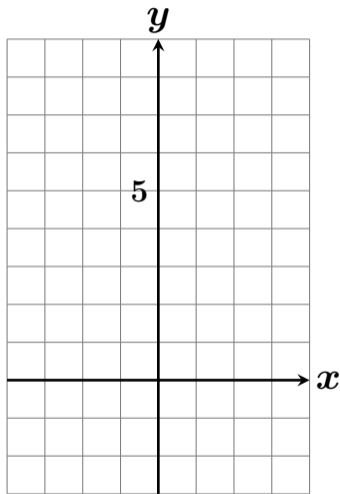
$y = 2x + 3$ のグラフを描きなさい #27 2



x	-3	-2	-1	0	1	2	3
y							

$$\begin{aligned}y &= 2x + 3 \\ &= 2 \times (-3) + 3 \\ &= -6 + 3\end{aligned}$$

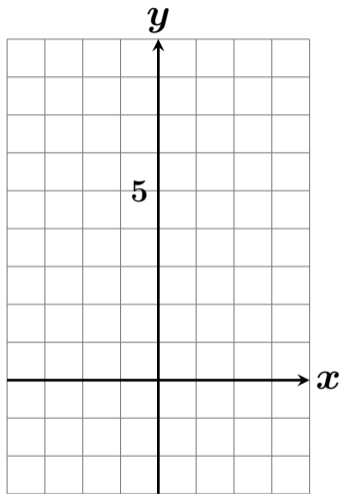
$y = 2x + 3$ のグラフを描きなさい #27 2



x	-3	-2	-1	0	1	2	3
y							

$$\begin{aligned}y &= 2x + 3 \\ &= 2 \times (-3) + 3 \\ &= -6 + 3 \\ &= -3\end{aligned}$$

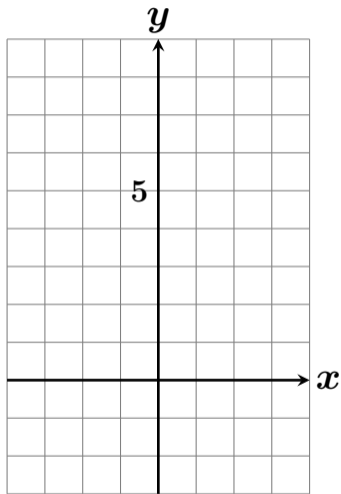
$y = 2x + 3$ のグラフを描きなさい #27 ②



x	-3	-2	-1	0	1	2	3
y	-3						

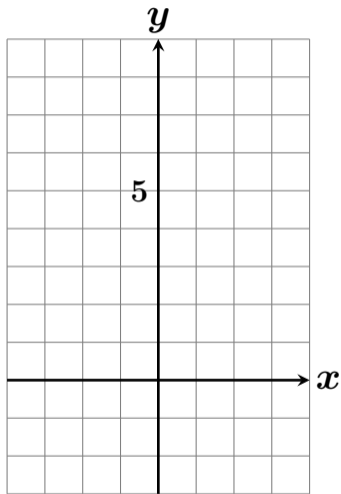
$$\begin{aligned}y &= 2x + 3 \\ &= 2 \times (-3) + 3 \\ &= -6 + 3 \\ &= -3\end{aligned}$$

$y = 2x + 3$ のグラフを描きなさい #27 2



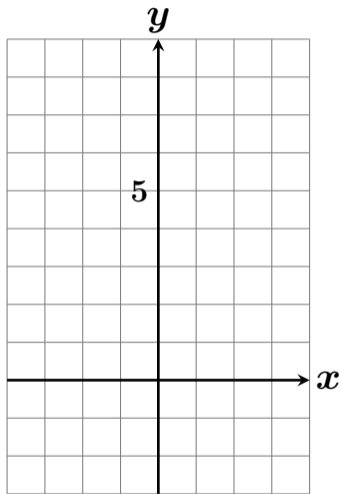
x	-3	-2	-1	0	1	2	3
y	-3						

$y = 2x + 3$ のグラフを描きなさい #27 2



x	-3	-2	-1	0	1	2	3
y	-3						

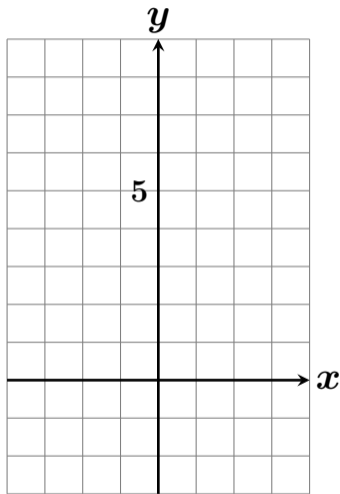
$y = 2x + 3$ のグラフを描きなさい #27 2



x	-3	-2	-1	0	1	2	3
y	-3						

$$y = 2x + 3$$

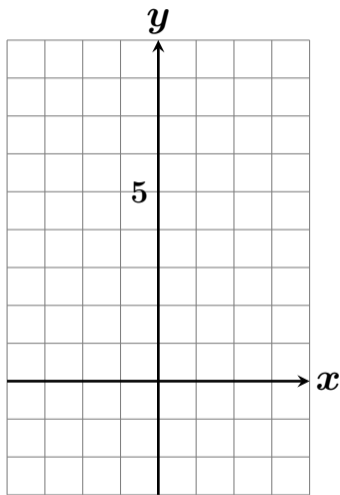
$y = 2x + 3$ のグラフを描きなさい #27 2



x	-3	-2	-1	0	1	2	3
y	-3						

$$\begin{aligned}y &= 2x + 3 \\ &= 2 \times (-2) + 3\end{aligned}$$

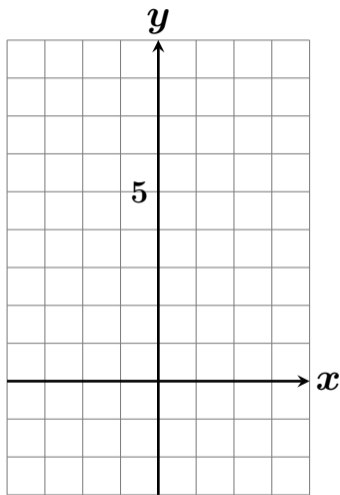
$y = 2x + 3$ のグラフを描きなさい #27 2



x	-3	-2	-1	0	1	2	3
y	-3						

$$\begin{aligned}y &= 2x + 3 \\ &= 2 \times (-2) + 3 \\ &= -4 + 3\end{aligned}$$

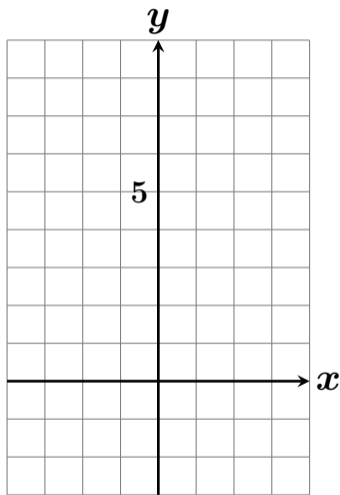
$y = 2x + 3$ のグラフを描きなさい #27 2



x	-3	-2	-1	0	1	2	3
y	-3						

$$\begin{aligned}y &= 2x + 3 \\ &= 2 \times (-2) + 3 \\ &= -4 + 3 \\ &= -1\end{aligned}$$

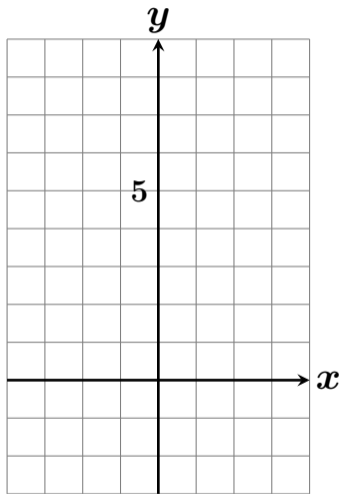
$y = 2x + 3$ のグラフを描きなさい #27 2



x	-3	-2	-1	0	1	2	3
y	-3	-1					

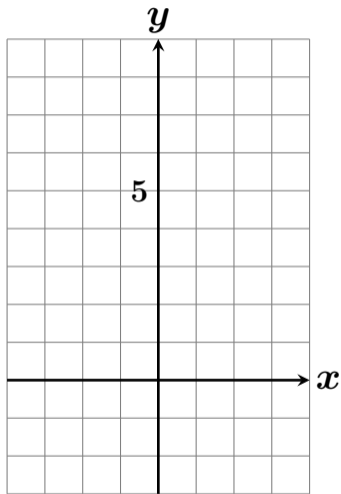
$$\begin{aligned}y &= 2x + 3 \\ &= 2 \times (-2) + 3 \\ &= -4 + 3 \\ &= -1\end{aligned}$$

$y = 2x + 3$ のグラフを描きなさい #27 2



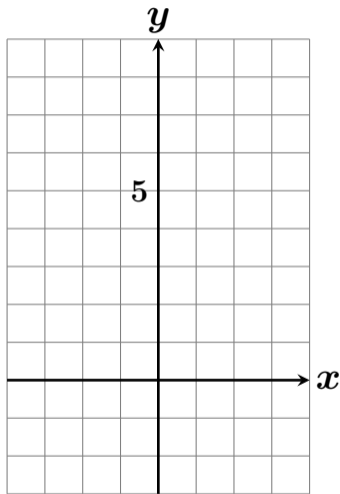
x	-3	-2	-1	0	1	2	3
y	-3	-1					

$y = 2x + 3$ のグラフを描きなさい #27 2



x	-3	-2	-1	0	1	2	3
y	-3	-1					

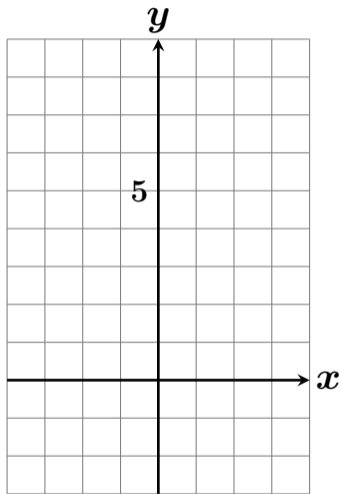
$y = 2x + 3$ のグラフを描きなさい #27 2



x	-3	-2	-1	0	1	2	3
y	-3	-1					

$$y = 2x + 3$$

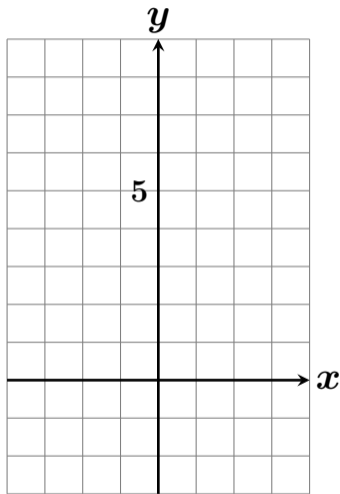
$y = 2x + 3$ のグラフを描きなさい #27 2



x	-3	-2	-1	0	1	2	3
y	-3	-1					

$$\begin{aligned}y &= 2x + 3 \\ &= 2 \times (-1) + 3\end{aligned}$$

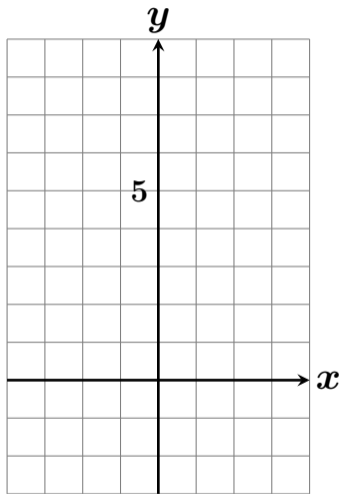
$y = 2x + 3$ のグラフを描きなさい #27 2



x	-3	-2	-1	0	1	2	3
y	-3	-1					

$$\begin{aligned}y &= 2x + 3 \\ &= 2 \times (-1) + 3 \\ &= -2 + 3\end{aligned}$$

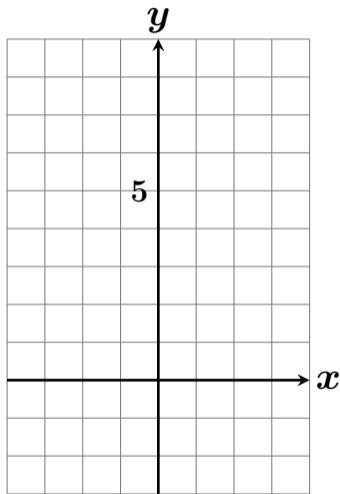
$y = 2x + 3$ のグラフを描きなさい #27 2



x	-3	-2	-1	0	1	2	3
y	-3	-1					

$$\begin{aligned}y &= 2x + 3 \\ &= 2 \times (-1) + 3 \\ &= -2 + 3 \\ &= 1\end{aligned}$$

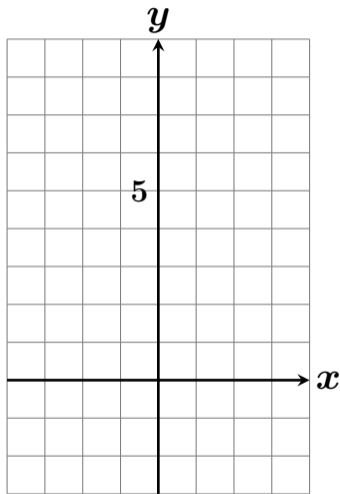
$y = 2x + 3$ のグラフを描きなさい #27 2



x	-3	-2	-1	0	1	2	3
y	-3	-1	1				

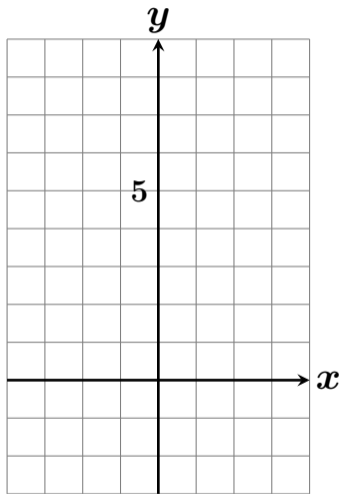
$$\begin{aligned}y &= 2x + 3 \\ &= 2 \times (-1) + 3 \\ &= -2 + 3 \\ &= 1\end{aligned}$$

$y = 2x + 3$ のグラフを描きなさい #27 2



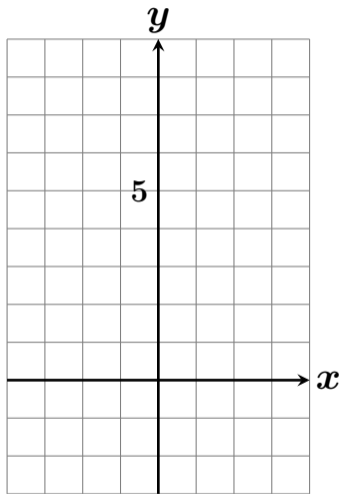
x	-3	-2	-1	0	1	2	3
y	-3	-1	1				

$y = 2x + 3$ のグラフを描きなさい #27 2



x	-3	-2	-1	0	1	2	3
y	-3	-1	1				

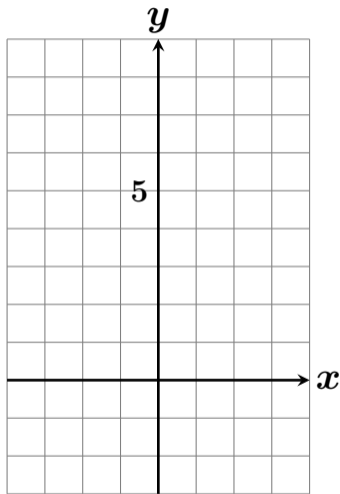
$y = 2x + 3$ のグラフを描きなさい #27 2



x	-3	-2	-1	0	1	2	3
y	-3	-1	1				

$$y = 2x + 3$$

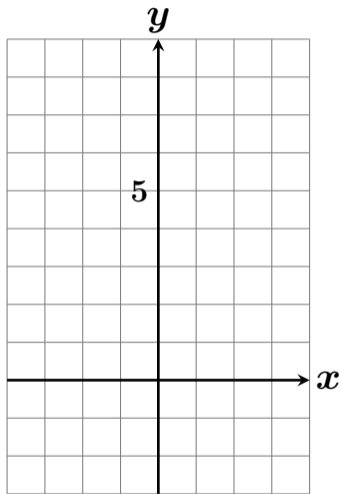
$y = 2x + 3$ のグラフを描きなさい #27 2



x	-3	-2	-1	0	1	2	3
y	-3	-1	1				

$$\begin{aligned}y &= 2x + 3 \\ &= 2 \times 0 + 3\end{aligned}$$

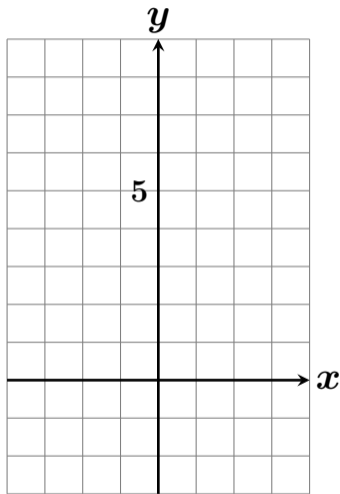
$y = 2x + 3$ のグラフを描きなさい #27 2



x	-3	-2	-1	0	1	2	3
y	-3	-1	1				

$$\begin{aligned}y &= 2x + 3 \\ &= 2 \times 0 + 3 \\ &= 0 + 3\end{aligned}$$

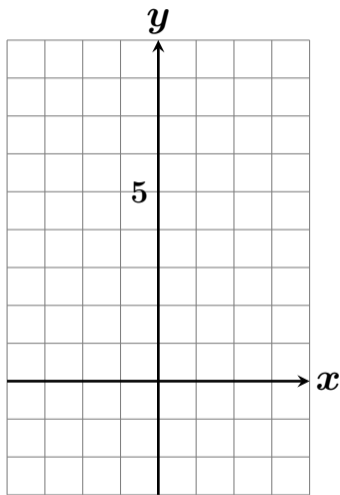
$y = 2x + 3$ のグラフを描きなさい #27 2



x	-3	-2	-1	0	1	2	3
y	-3	-1	1				

$$\begin{aligned}y &= 2x + 3 \\ &= 2 \times 0 + 3 \\ &= 0 + 3 \\ &= 3\end{aligned}$$

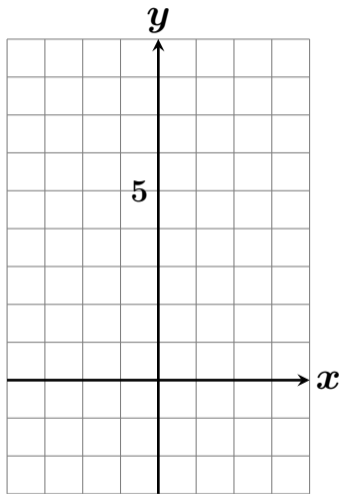
$y = 2x + 3$ のグラフを描きなさい #27 2



x	-3	-2	-1	0	1	2	3
y	-3	-1	1	3			

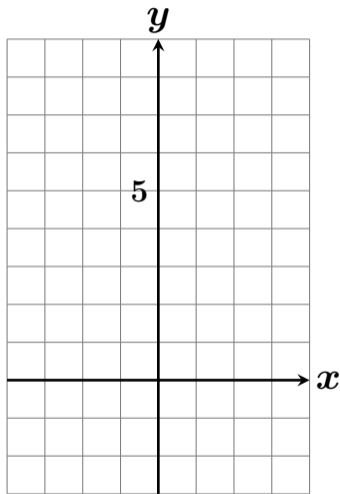
$$\begin{aligned}y &= 2x + 3 \\ &= 2 \times 0 + 3 \\ &= 0 + 3 \\ &= 3\end{aligned}$$

$y = 2x + 3$ のグラフを描きなさい #27 2



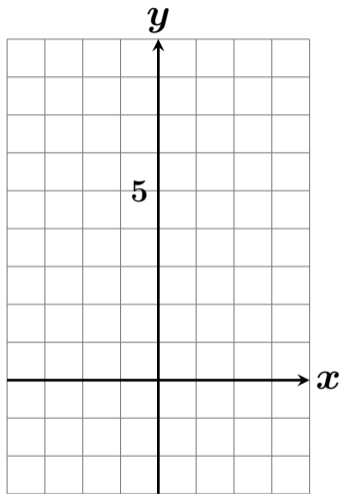
x	-3	-2	-1	0	1	2	3
y	-3	-1	1	3			

$y = 2x + 3$ のグラフを描きなさい #27 2



x	-3	-2	-1	0	1	2	3
y	-3	-1	1	3			

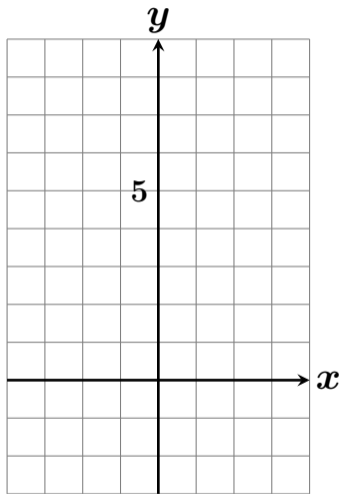
$y = 2x + 3$ のグラフを描きなさい #27 2



x	-3	-2	-1	0	1	2	3
y	-3	-1	1	3			

$$y = 2x + 3$$

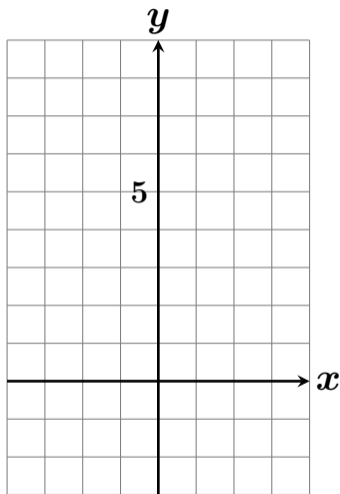
$y = 2x + 3$ のグラフを描きなさい #27 2



x	-3	-2	-1	0	1	2	3
y	-3	-1	1	3			

$$\begin{aligned}y &= 2x + 3 \\ &= 2 \times 1 + 3\end{aligned}$$

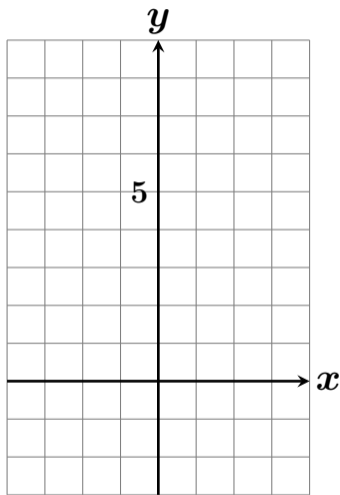
$y = 2x + 3$ のグラフを描きなさい #27 2



x	-3	-2	-1	0	1	2	3
y	-3	-1	1	3			

$$\begin{aligned}y &= 2x + 3 \\ &= 2 \times 1 + 3 \\ &= 2 + 3\end{aligned}$$

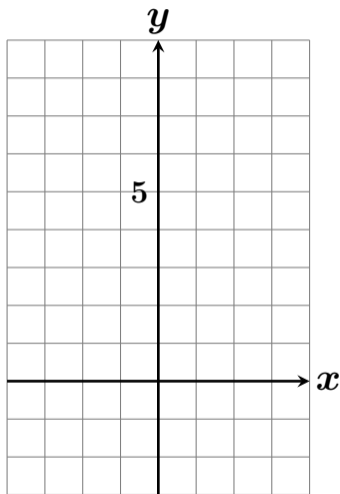
$y = 2x + 3$ のグラフを描きなさい #27 2



x	-3	-2	-1	0	1	2	3
y	-3	-1	1	3			

$$\begin{aligned}y &= 2x + 3 \\ &= 2 \times 1 + 3 \\ &= 2 + 3 \\ &= 5\end{aligned}$$

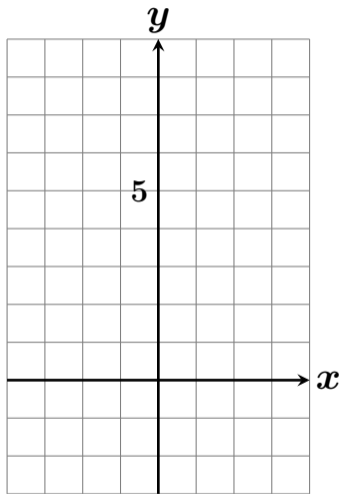
$y = 2x + 3$ のグラフを描きなさい #27 2



x	-3	-2	-1	0	1	2	3
y	-3	-1	1	3	5		

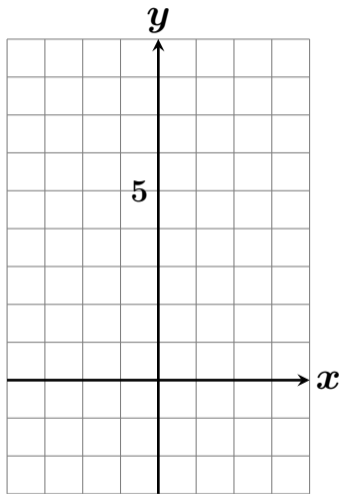
$$\begin{aligned}y &= 2x + 3 \\ &= 2 \times 1 + 3 \\ &= 2 + 3 \\ &= 5\end{aligned}$$

$y = 2x + 3$ のグラフを描きなさい #27 2



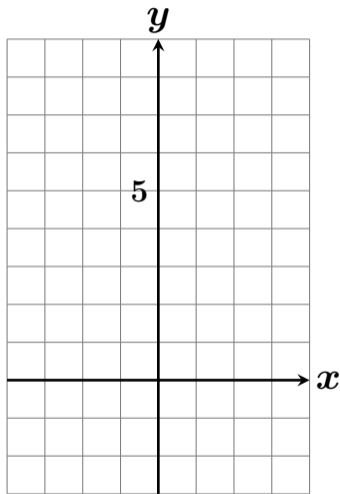
x	-3	-2	-1	0	1	2	3
y	-3	-1	1	3	5		

$y = 2x + 3$ のグラフを描きなさい #27 2



x	-3	-2	-1	0	1	2	3
y	-3	-1	1	3	5		

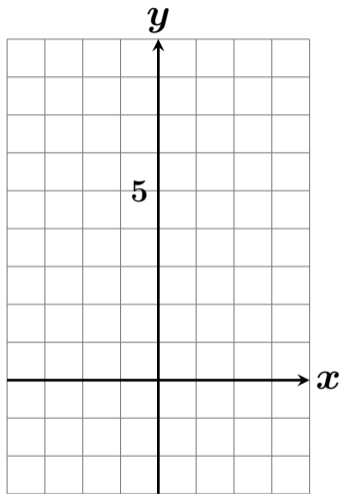
$y = 2x + 3$ のグラフを描きなさい #27 2



x	-3	-2	-1	0	1	2	3
y	-3	-1	1	3	5		

$$y = 2x + 3$$

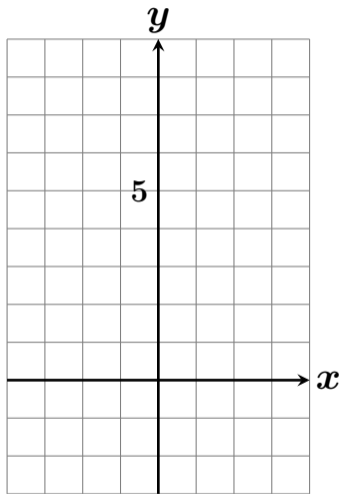
$y = 2x + 3$ のグラフを描きなさい #27 2



x	-3	-2	-1	0	1	2	3
y	-3	-1	1	3	5		

$$\begin{aligned}y &= 2x + 3 \\ &= 2 \times \mathbf{2} + 3\end{aligned}$$

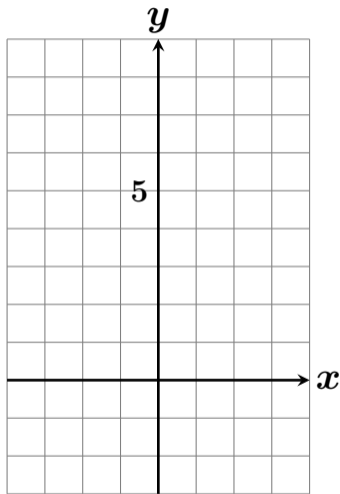
$y = 2x + 3$ のグラフを描きなさい #27 2



x	-3	-2	-1	0	1	2	3
y	-3	-1	1	3	5		

$$\begin{aligned}y &= 2x + 3 \\ &= 2 \times \text{color: red; } 2 + 3 \\ &= 4 + 3\end{aligned}$$

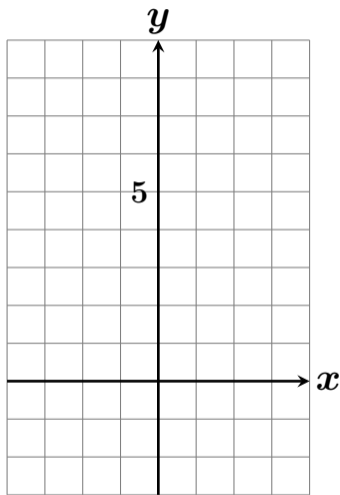
$y = 2x + 3$ のグラフを描きなさい #27 2



x	-3	-2	-1	0	1	2	3
y	-3	-1	1	3	5		

$$\begin{aligned}y &= 2x + 3 \\ &= 2 \times \text{color: red; } 2 + 3 \\ &= 4 + 3 \\ &= \text{color: blue; } 7\end{aligned}$$

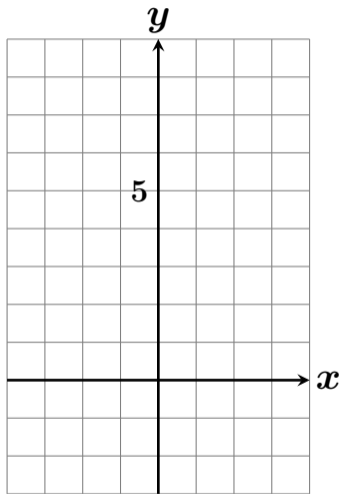
$y = 2x + 3$ のグラフを描きなさい #27 2



x	-3	-2	-1	0	1	2	3
y	-3	-1	1	3	5	7	

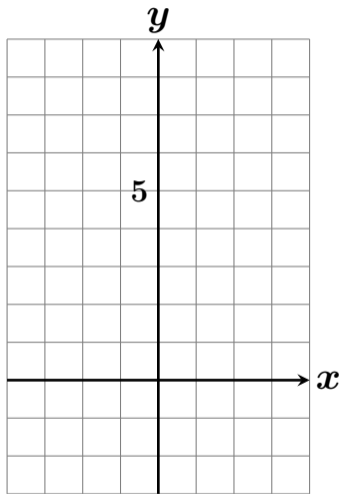
$$\begin{aligned}y &= 2x + 3 \\ &= 2 \times 2 + 3 \\ &= 4 + 3 \\ &= 7\end{aligned}$$

$y = 2x + 3$ のグラフを描きなさい #27 2



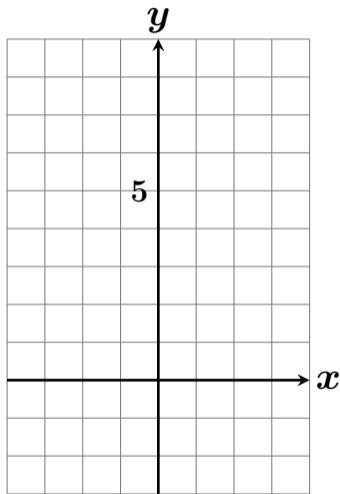
x	-3	-2	-1	0	1	2	3
y	-3	-1	1	3	5	7	

$y = 2x + 3$ のグラフを描きなさい #27 2



x	-3	-2	-1	0	1	2	3
y	-3	-1	1	3	5	7	

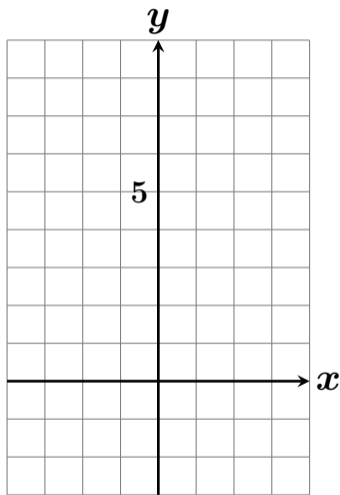
$y = 2x + 3$ のグラフを描きなさい #27 2



x	-3	-2	-1	0	1	2	3
y	-3	-1	1	3	5	7	

$$y = 2x + 3$$

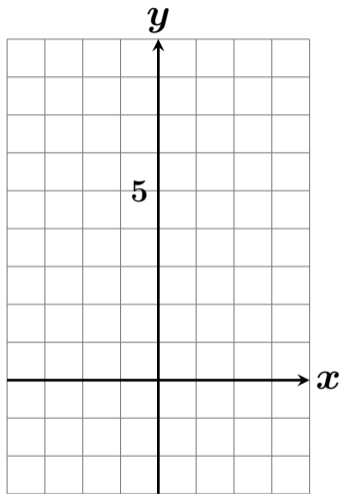
$y = 2x + 3$ のグラフを描きなさい #27 2



x	-3	-2	-1	0	1	2	3
y	-3	-1	1	3	5	7	

$$\begin{aligned}y &= 2x + 3 \\ &= 2 \times \mathbf{3} + 3\end{aligned}$$

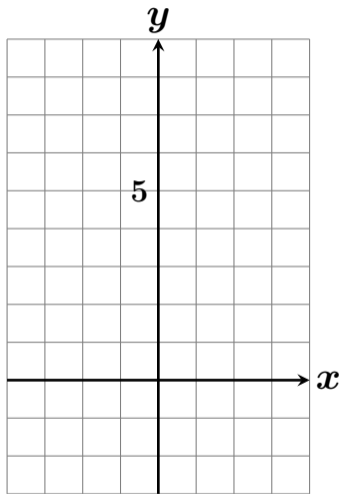
$y = 2x + 3$ のグラフを描きなさい #27 2



x	-3	-2	-1	0	1	2	3
y	-3	-1	1	3	5	7	

$$\begin{aligned}y &= 2x + 3 \\ &= 2 \times \mathbf{3} + 3 \\ &= \mathbf{6} + 3\end{aligned}$$

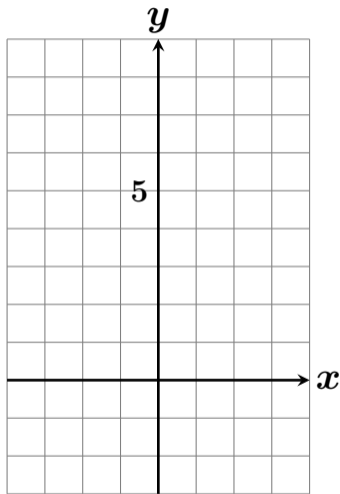
$y = 2x + 3$ のグラフを描きなさい #27 2



x	-3	-2	-1	0	1	2	3
y	-3	-1	1	3	5	7	

$$\begin{aligned}y &= 2x + 3 \\ &= 2 \times \mathbf{3} + 3 \\ &= 6 + 3 \\ &= \mathbf{9}\end{aligned}$$

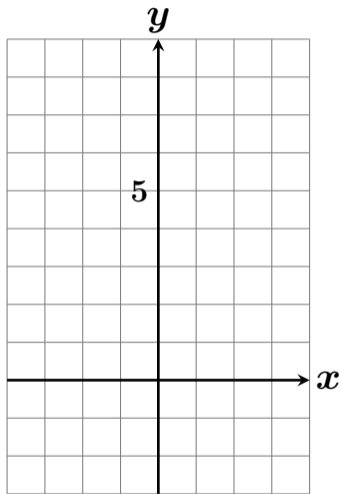
$y = 2x + 3$ のグラフを描きなさい #27 2



x	-3	-2	-1	0	1	2	3
y	-3	-1	1	3	5	7	9

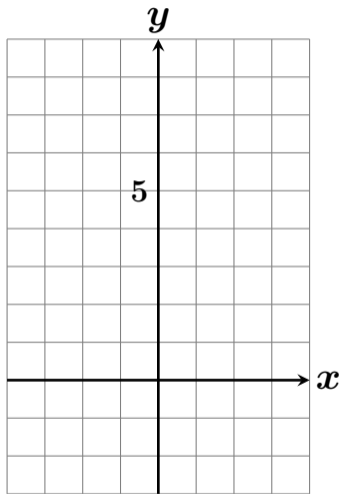
$$\begin{aligned}y &= 2x + 3 \\ &= 2 \times \mathbf{3} + 3 \\ &= \mathbf{6} + 3 \\ &= \mathbf{9}\end{aligned}$$

$y = 2x + 3$ のグラフを描きなさい #27 2



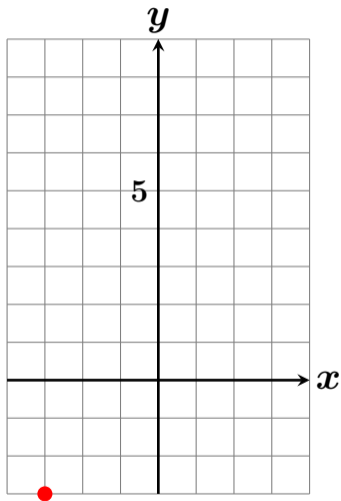
x	-3	-2	-1	0	1	2	3
y	-3	-1	1	3	5	7	9

$y = 2x + 3$ のグラフを描きなさい #27 2



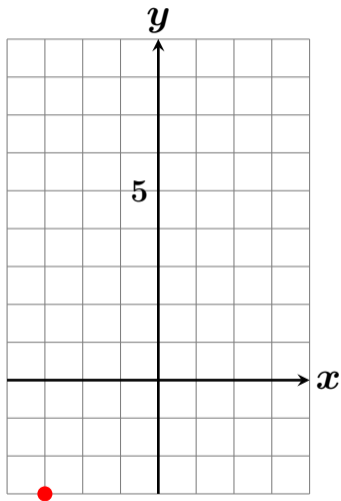
x	-3	-2	-1	0	1	2	3
y	-3	-1	1	3	5	7	9

$y = 2x + 3$ のグラフを描きなさい #27 2



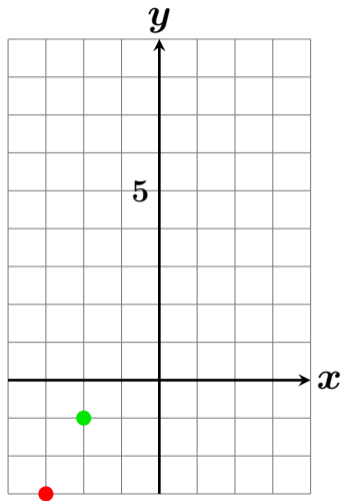
x	-3	-2	-1	0	1	2	3
y	-3	-1	1	3	5	7	9

$y = 2x + 3$ のグラフを描きなさい #27 2



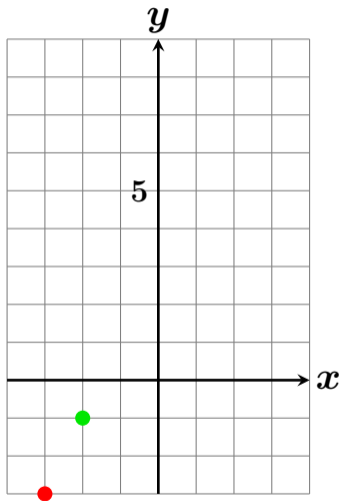
x	-3	-2	-1	0	1	2	3
y	-3	-1	1	3	5	7	9

$y = 2x + 3$ のグラフを描きなさい #27 2



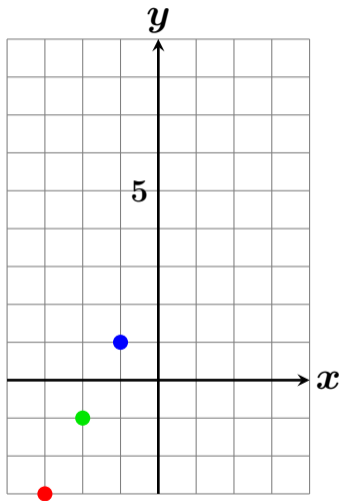
x	-3	-2	-1	0	1	2	3
y	-3	-1	1	3	5	7	9

$y = 2x + 3$ のグラフを描きなさい #27 2



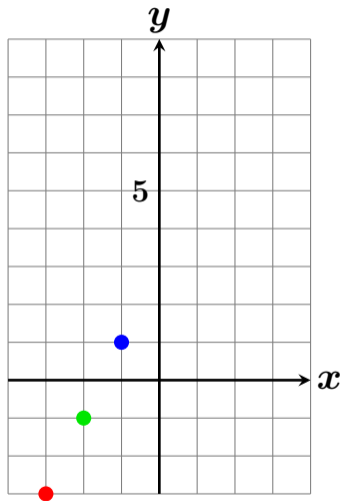
x	-3	-2	-1	0	1	2	3
y	-3	-1	1	3	5	7	9

$y = 2x + 3$ のグラフを描きなさい #27 2



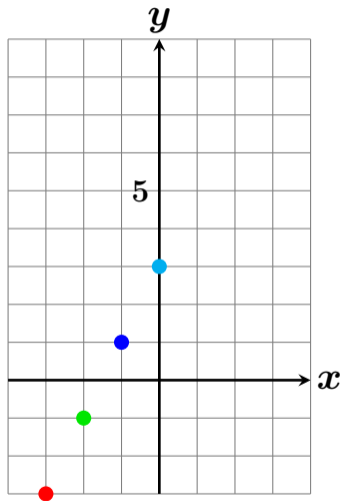
x	-3	-2	-1	0	1	2	3
y	-3	-1	1	3	5	7	9

$y = 2x + 3$ のグラフを描きなさい #27 2



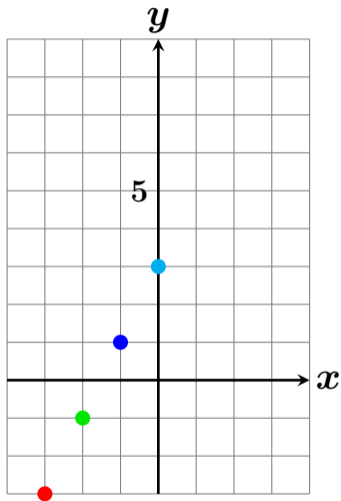
x	-3	-2	-1	0	1	2	3
y	-3	-1	1	3	5	7	9

$y = 2x + 3$ のグラフを描きなさい #27 2



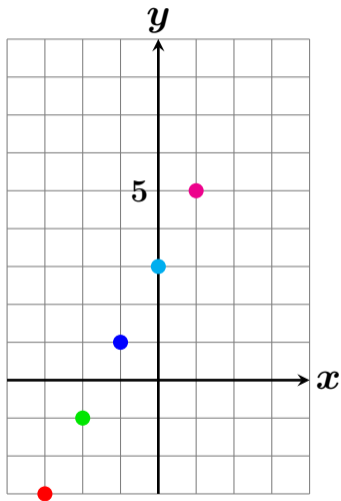
x	-3	-2	-1	0	1	2	3
y	-3	-1	1	3	5	7	9

$y = 2x + 3$ のグラフを描きなさい #27 2



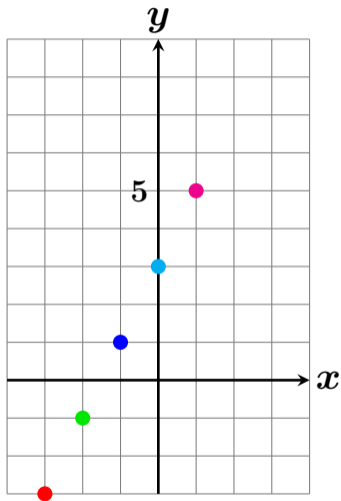
x	-3	-2	-1	0	1	2	3
y	-3	-1	1	3	5	7	9

$y = 2x + 3$ のグラフを描きなさい #27 2



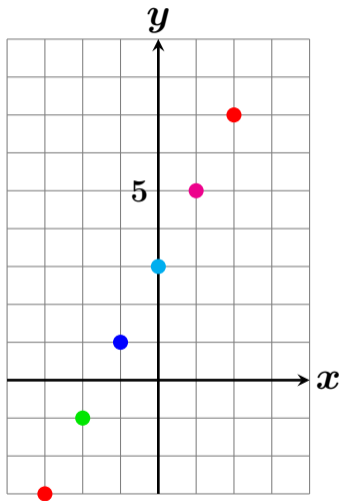
x	-3	-2	-1	0	1	2	3
y	-3	-1	1	3	5	7	9

$y = 2x + 3$ のグラフを描きなさい #27 2



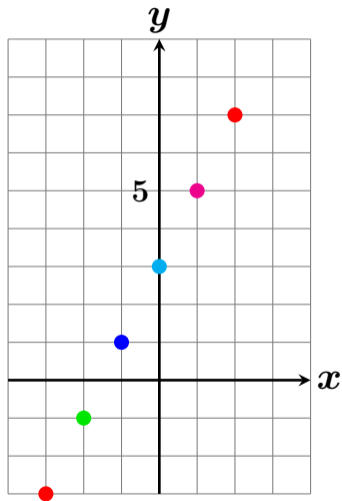
x	-3	-2	-1	0	1	2	3
y	-3	-1	1	3	5	7	9

$y = 2x + 3$ のグラフを描きなさい #27 2



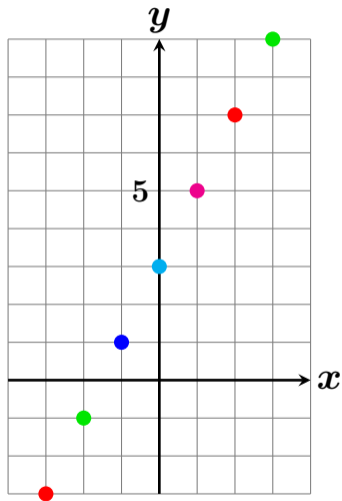
x	-3	-2	-1	0	1	2	3
y	-3	-1	1	3	5	7	9

$y = 2x + 3$ のグラフを描きなさい #27 2



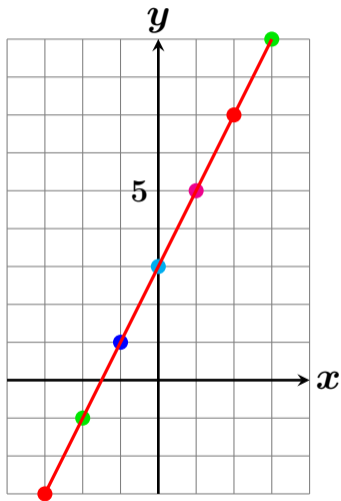
x	-3	-2	-1	0	1	2	3
y	-3	-1	1	3	5	7	9

$y = 2x + 3$ のグラフを描きなさい #27 2



x	-3	-2	-1	0	1	2	3
y	-3	-1	1	3	5	7	9

$y = 2x + 3$ のグラフを描きなさい #27 2



x	-3	-2	-1	0	1	2	3
y	-3	-1	1	3	5	7	9