

一般角

0°

動径

始線


◀ B

▶ F

◀ B

▶ F

一般角




◀ B

▶ F

◀ B

▶ F

一般角




◀ B

▶ F

◀ B

▶ F

一般角




◀ B

▶ F

◀ B

▶ F

一般角



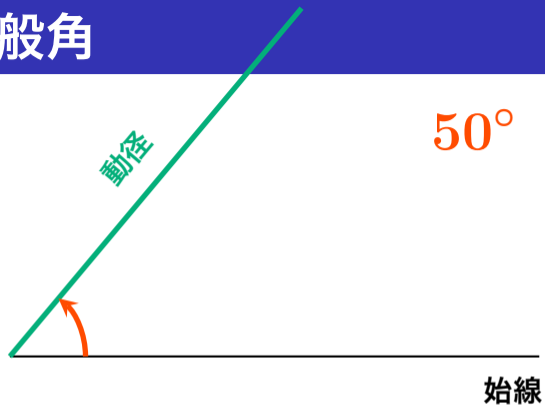
◀ B

▶ F

◀ B

▶ F

一般角



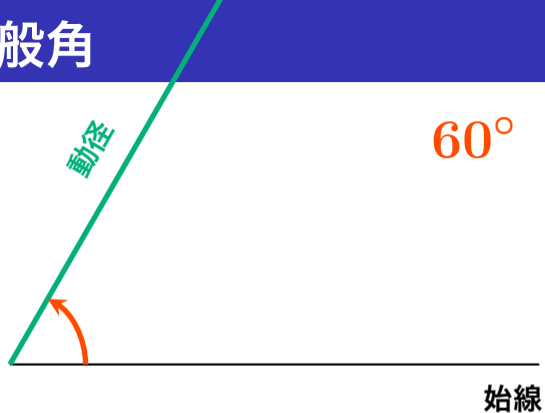
◀ B

▶ F

◀ B

▶ F

一般角



◀ B

▶ F

◀ B

▶ F

一般角



◀ B

▶ F

◀ B

▶ F

一般角

動径

80°



始線

◀ B

▶ F

◀ B

▶ F

一般角

動径

90°



始線

◀ B

▶ F

◀ B

▶ F

一般角

動径

100°



始線

◀ B

▶ F

◀ B

▶ F

一般角

動径

110°

始線

◀ B

▶ F

◀ B

▶ F

一般角

終邊

120°

始線

◀ B

▶ F

◀ B

▶ F

一般角

130°

終邊

始線

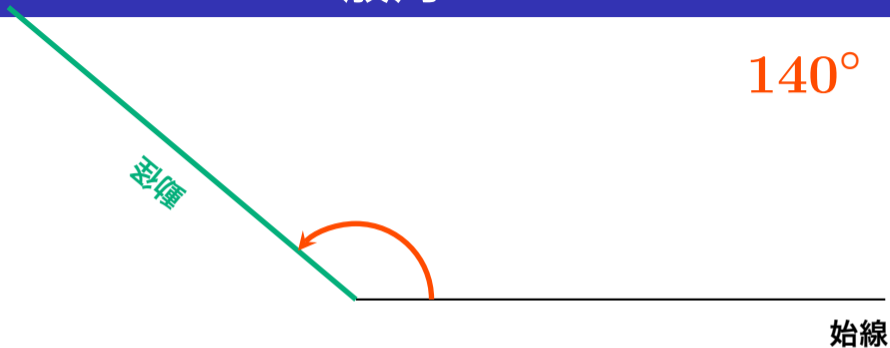
◀ B

▶ F

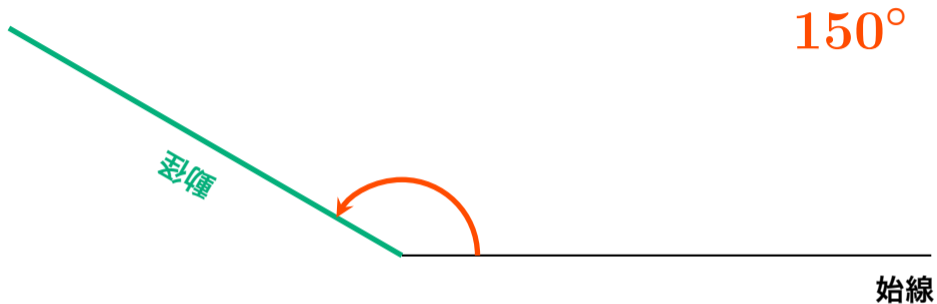
◀ B

▶ F

一般角



一般角



◀ B

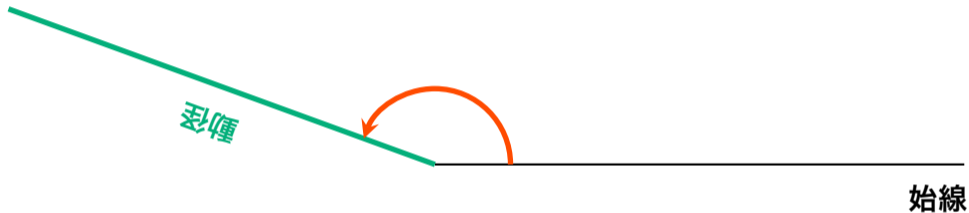
▶ F

◀ B

▶ F

一般角

160°



◀ B

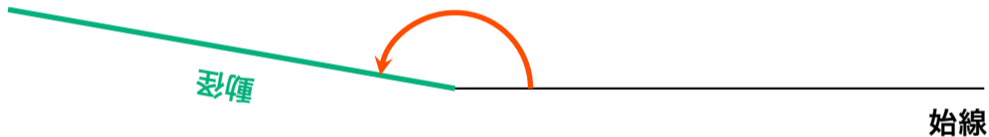
▶ F

◀ B

▶ F

一般角

170°



◀ B

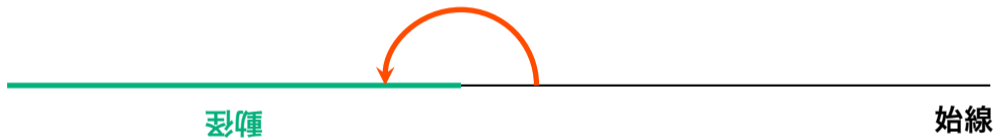
▶ F

◀ B

▶ F

一般角

180°



◀ B

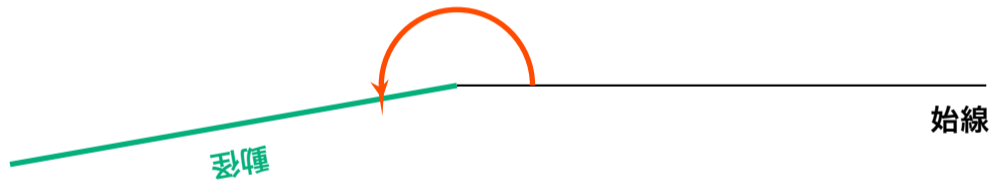
▶ F

◀ B

▶ F

一般角

190°



◀ B

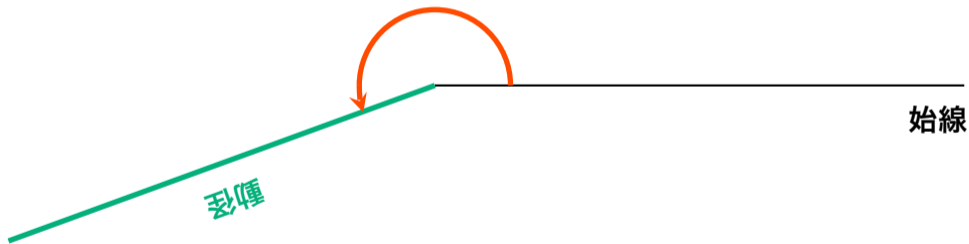
▶ F

◀ B

▶ F

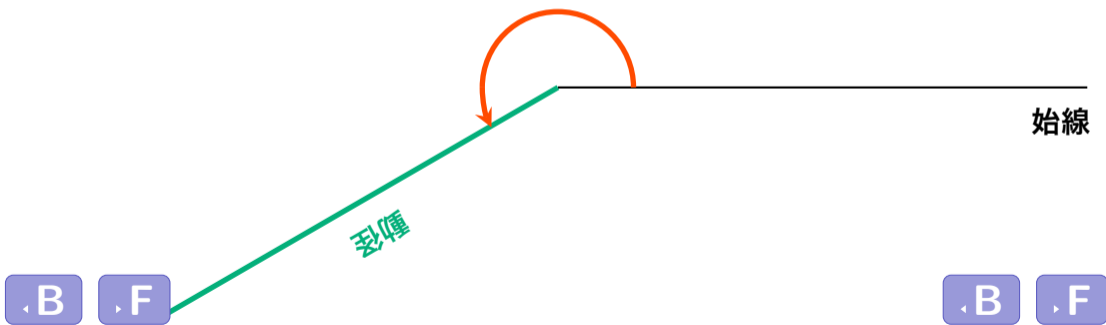
一般角

200°



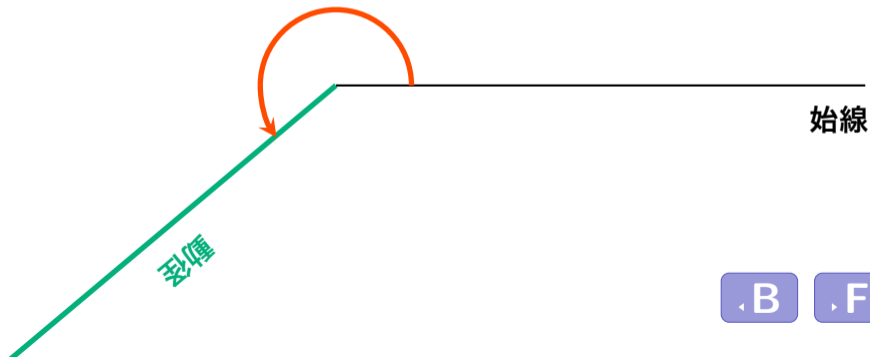
一般角

210°



一般角

220°

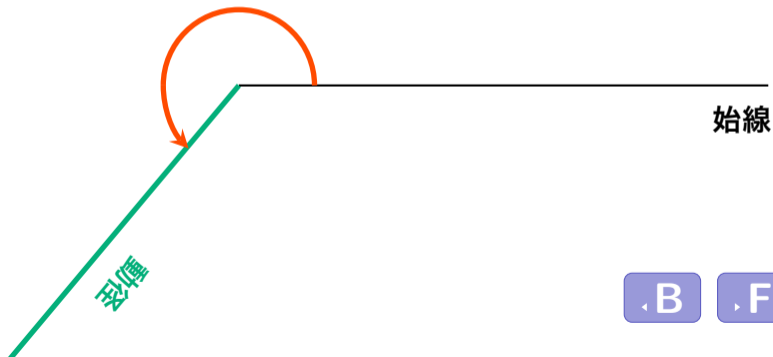


◀ B ▶ F

◀ B ▶ F

一般角

230°



◀ B ▶ F

◀ B ▶ F

一般角

240°

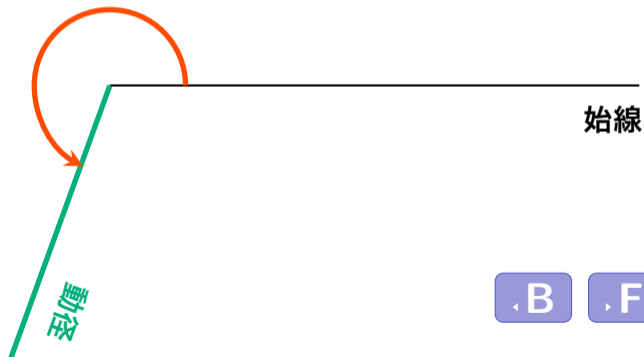


◀ B ▶ F

◀ B ▶ F


一般角

250°



一般角

260°




◀ B ▶ F

◀ B ▶ F

一般角

270°




◀ B ▶ F

◀ B ▶ F

一般角

280°

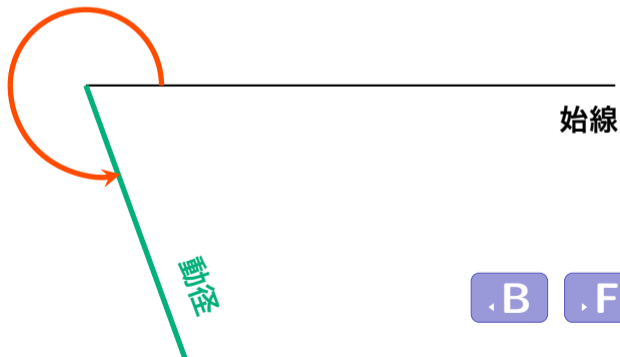


◀ B ▶ F

◀ B ▶ F

一般角

290°

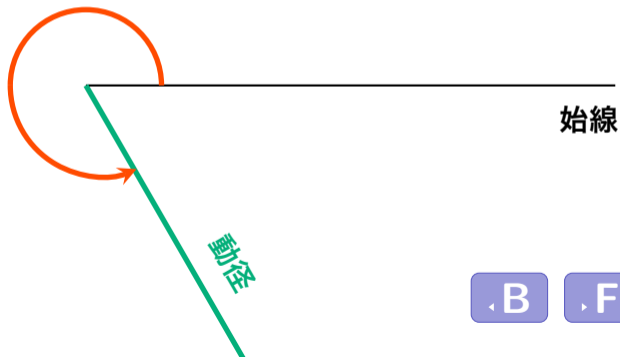


◀ B ▶ F

◀ B ▶ F

一般角

300°

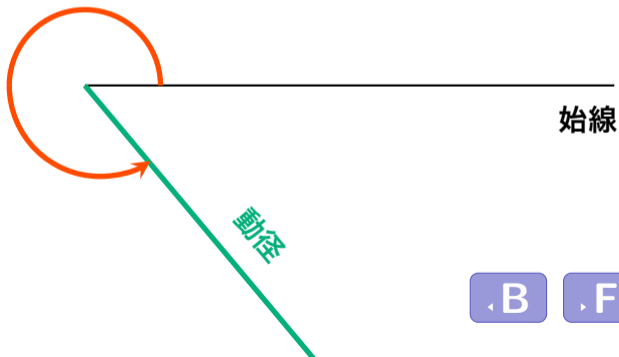


◀ B ▶ F

◀ B ▶ F

一般角

310°



◀ B

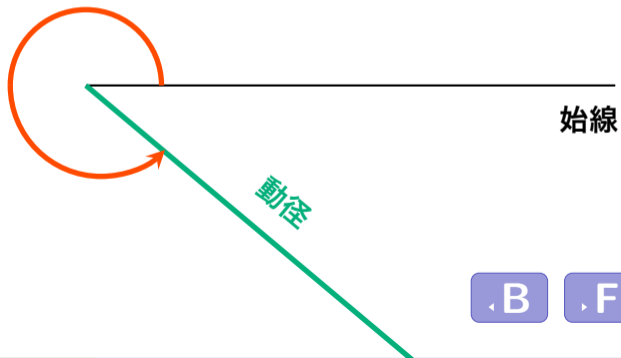
▶ F

◀ B

▶ F

一般角

320°



◀ B

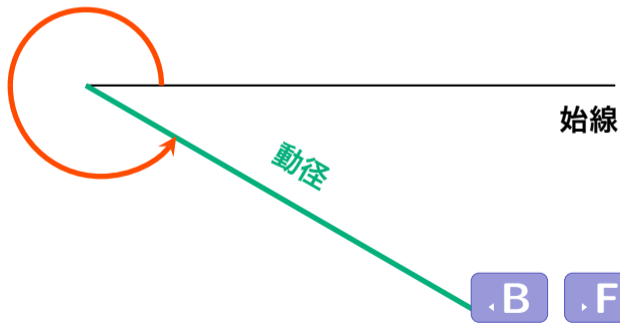
▶ F

◀ B

▶ F


一般角

330°



一般角

340°



◀ B


▶ F

◀ B

▶ F

一般角

350°



◀ B

▶ F

◀ B

▶ F

一般角

360°



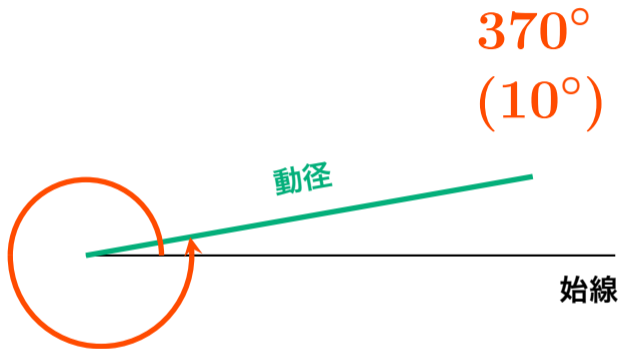
◀ B

▶ F

◀ B

▶ F

一般角



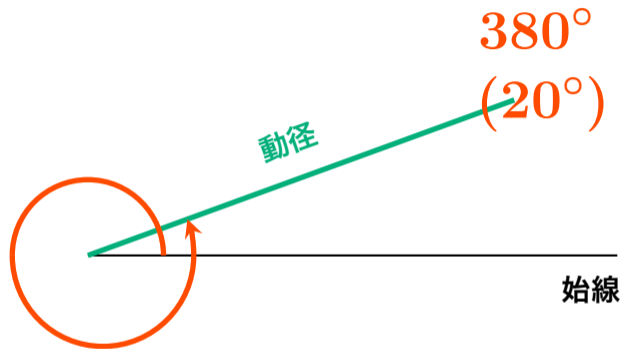
◀ B

▶ F

◀ B

▶ F

一般角



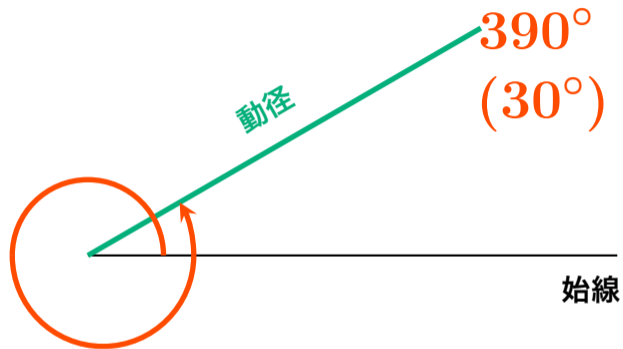
◀ B

▶ F

◀ B

▶ F

一般角



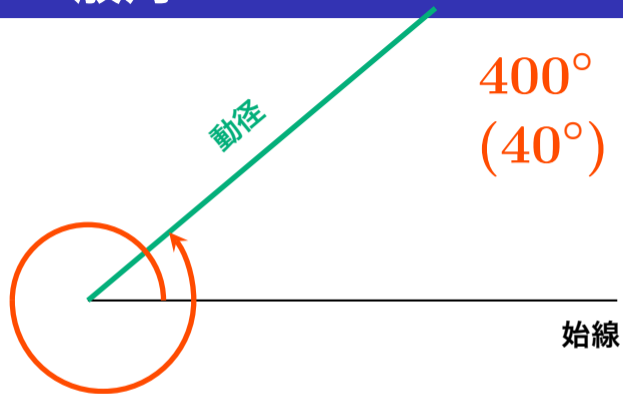
◀ B

▶ F

◀ B

▶ F

一般角



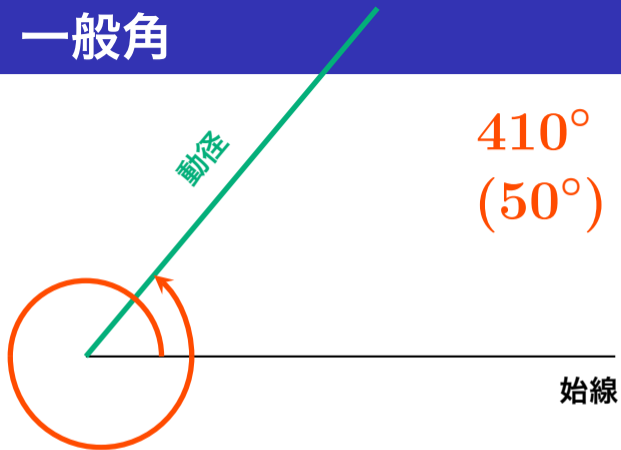
◀ B

▶ F

◀ B

▶ F

一般角



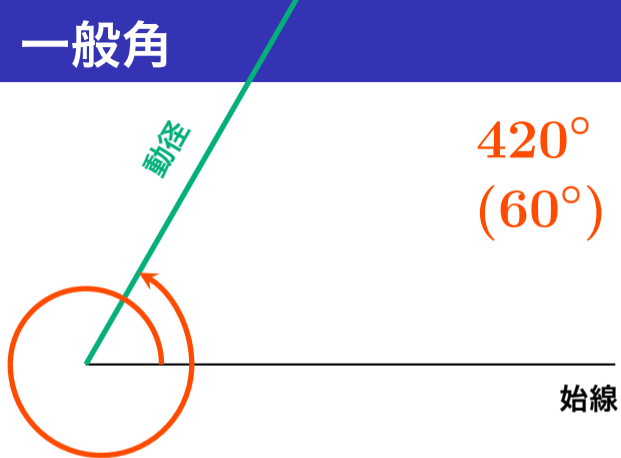
◀ B

▶ F

◀ B

▶ F

一般角




◀ B

▶ F

◀ B

▶ F

一般角



◀ B

▶ F

◀ B

▶ F

一般角




◀ B

▶ F

◀ B

▶ F

一般角



◀ B

▶ F

◀ B

▶ F

一般角

0°

動径

始線

◀ B


▶ F

◀ B

▶ F

一般角

-10°
(350°)



◀ B


▶ F

◀ B

▶ F

一般角

-20°
(340°)



◀ B

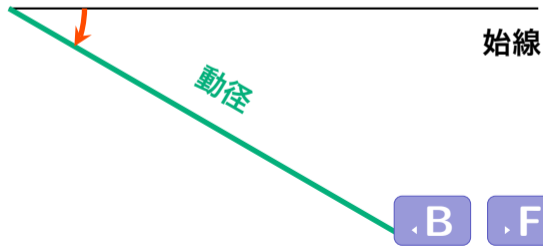
▶ F

◀ B

▶ F

一般角

-30°
(330°)



◀ B ▶ F

一般角

-40°
(320°)



◀ B

▶ F

◀ B

▶ F

一般角

-50°
(310°)



一般角

-60°
(300°)




◀ B ▶ F

◀ B ▶ F

一般角

-70°
(290°)




◀ B ▶ F

◀ B ▶ F

一般角

-80°
(280°)




◀ B ▶ F

◀ B ▶ F

一般角

-90°
(270°)



◀ B ▶ F

◀ B ▶ F

一般角

-100°
(260°)



一般角

-110°
(250°)



一般角

-120°
(240°)




◀ B ▶ F

◀ B ▶ F

一般角

-130°
(230°)

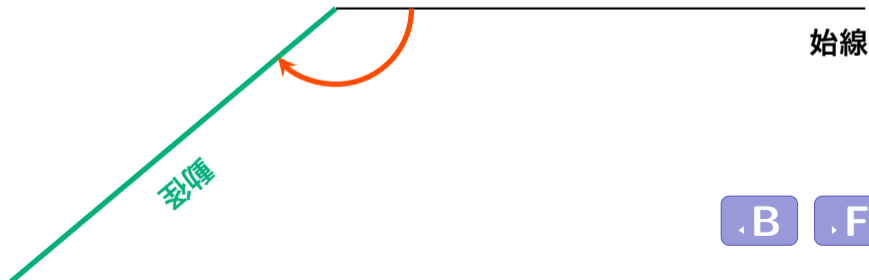


◀ B ▶ F

◀ B ▶ F

一般角

-140°
(220°)

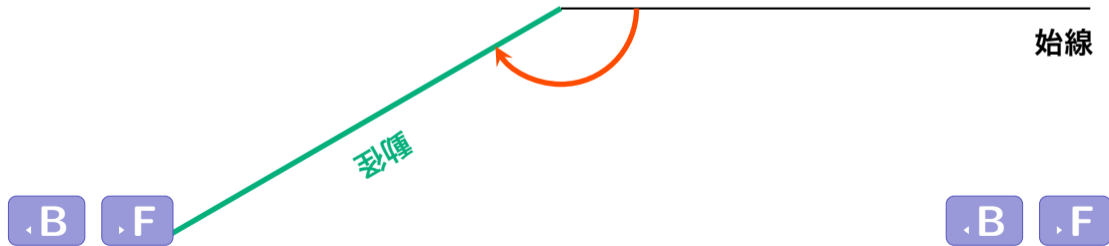


◀ B ▶ F

◀ B ▶ F

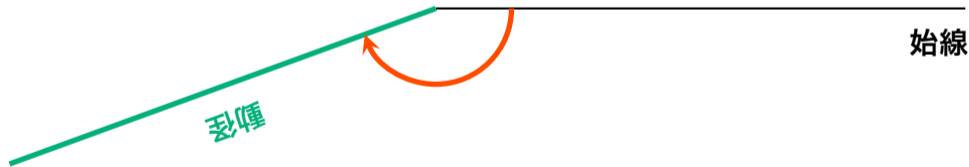
一般角

-150°
(210°)



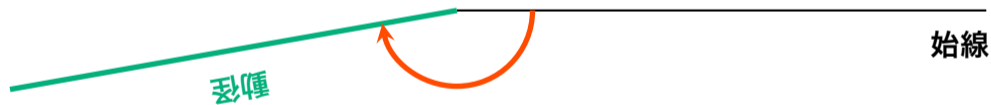
一般角

-160°
(200°)



一般角

-170°
(190°)



◀ B

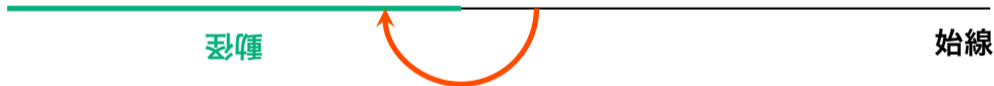
▶ F

◀ B

▶ F

一般角

-180°
(180°)



◀ B


▶ F

◀ B

▶ F

一般角

-190°
(170°)



◀ B

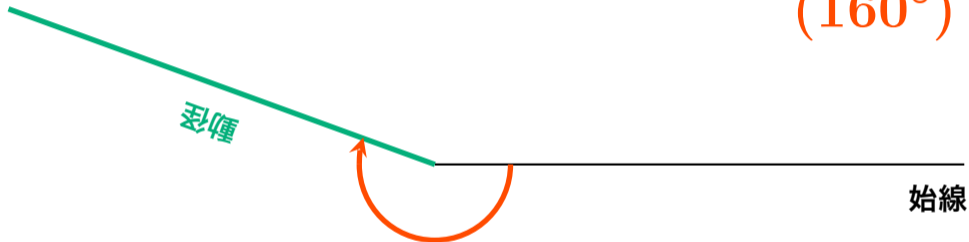
▶ F

◀ B

▶ F

一般角

-200°
(160°)



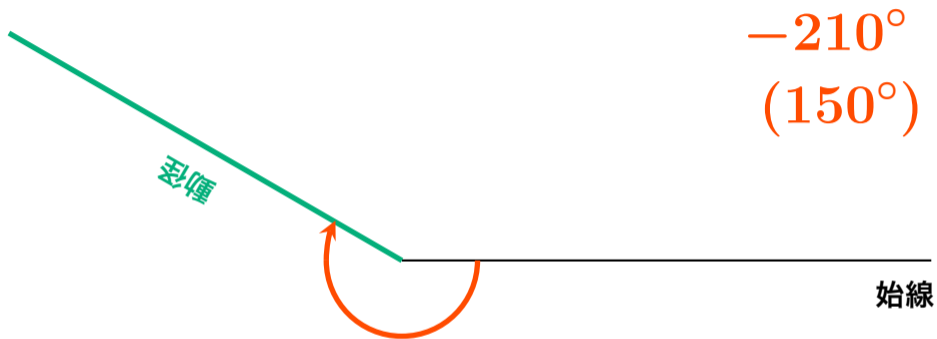
◀ B

▶ F

◀ B

▶ F

一般角



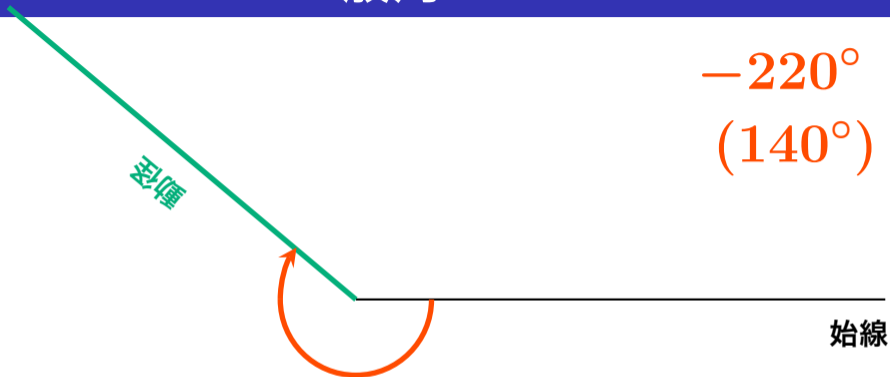
◀ B

▶ F

◀ B

▶ F

一般角

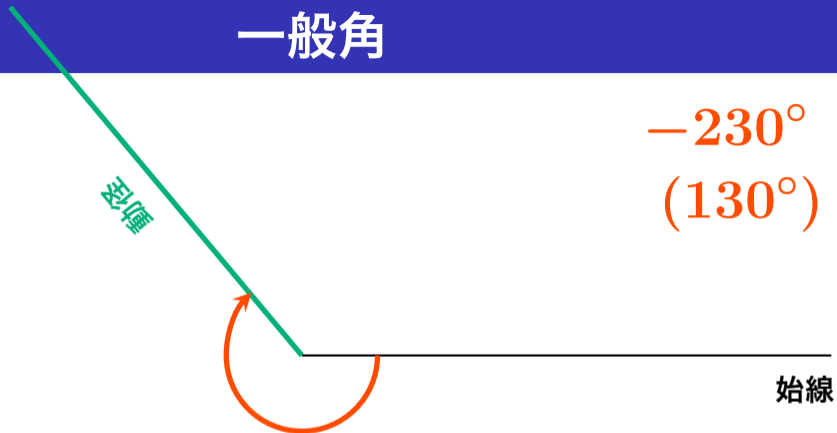


-220°
(140°)

◀ B ▶ F

◀ B ▶ F

一般角



◀ B ▶ F

◀ B ▶ F

一般角

終邊

-240°
(120°)

始線

◀ B

▶ F

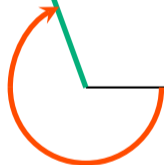
◀ B

▶ F

一般角

動径

-250°
(110°)



始線

◀ B

▶ F

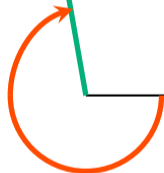
◀ B

▶ F

一般角

動径

-260°
(100°)



始線

◀ B

▶ F

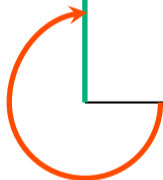
◀ B

▶ F

一般角

動径

-270°
(90°)



始線

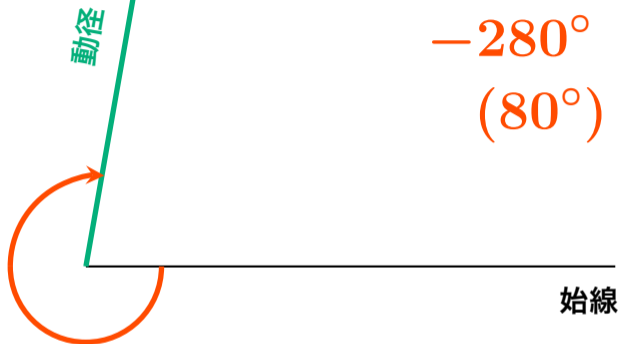
◀ B

▶ F

◀ B

▶ F

一般角



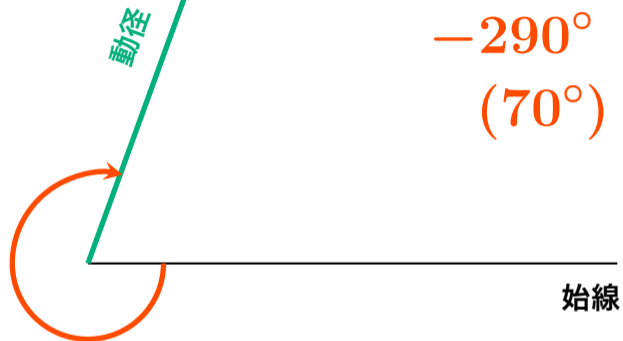
◀ B

▶ F

◀ B

▶ F

一般角



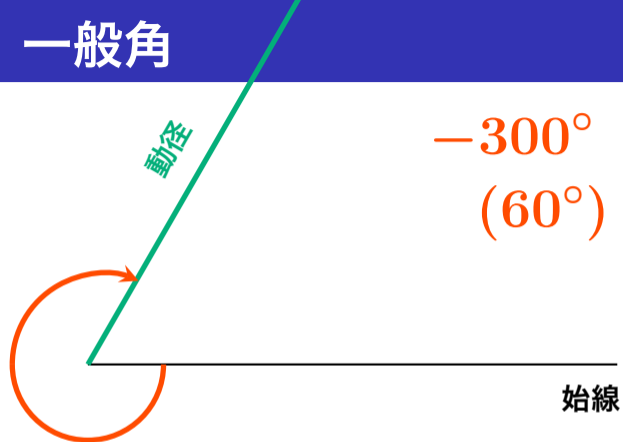
◀ B

▶ F

◀ B

▶ F

一般角



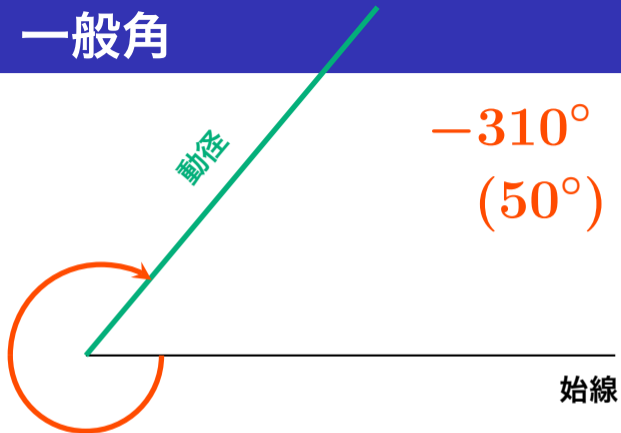
◀ B

▶ F

◀ B

▶ F

一般角



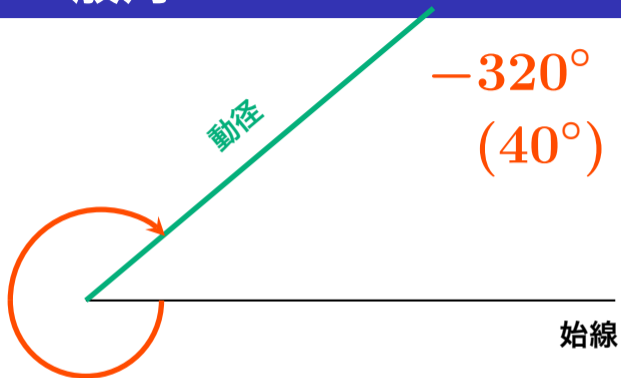
◀ B

▶ F

◀ B

▶ F

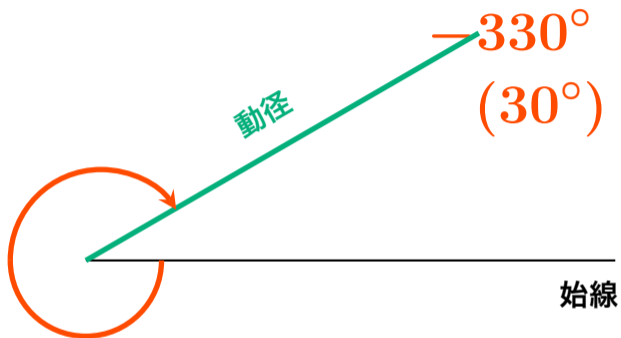
一般角



◀ B ▶ F

◀ B ▶ F

一般角



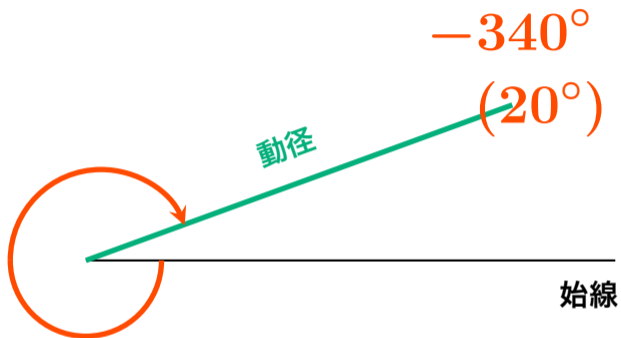
◀ B

▶ F

◀ B

▶ F

一般角




◀ B

▶ F

◀ B

▶ F

一般角



◀ B

▶ F

◀ B

▶ F

一般角

-360°
(0°)



◀ B

▶ F

◀ B

▶ F

x 軸、 y 軸はどの象限にも含まれない

