

Z が標準正規分布 $N(0, 1)$ に従うとき、次の確率を求めよ

(1) $P(0 \leq Z \leq 1.25)$

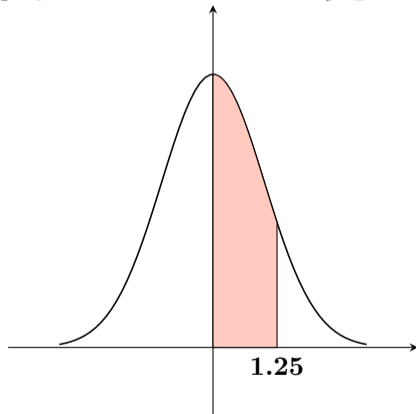
(2) $P(-1 \leq Z \leq 0.5)$

(3) $P(1 \leq Z \leq 1.6)$

$$(1) \quad P(0 \leq Z \leq 1.25)$$

$$(1) \quad P(0 \leq Z \leq 1.25)$$

正規分布表の 1.25 を見ればよい。



$$(1) P(0 \leq Z \leq 1.25)$$

正規分布表										
z	.00	.01	.02	.03	.04	.05	.06	.07	.08	.09
0.0	.00000	.00399	.00798	.01197	.01595	.01994	.02392	.02790	.03188	.03586
0.1	.03983	.04380	.04776	.05172	.05567	.05962	.06356	.06749	.07142	.07535
0.2	.07926	.08317	.08706	.09095	.09483	.09871	.10257	.10642	.11026	.11409
0.3	.11791	.12172	.12552	.12930	.13307	.13683	.14058	.14431	.14803	.15173
0.4	.15542	.15910	.16276	.16640	.17003	.17364	.17724	.18082	.18439	.18793
0.5	.19146	.19497	.19847	.20194	.20540	.20884	.21226	.21566	.21904	.22240
0.6	.22575	.22907	.23237	.23565	.23891	.24215	.24537	.24857	.25175	.25490
0.7	.25804	.26115	.26424	.26730	.27035	.27337	.27637	.27935	.28230	.28524
0.8	.28814	.29103	.29389	.29673	.29955	.30234	.30511	.30785	.31057	.31327
0.9	.31594	.31859	.32121	.32381	.32639	.32894	.33147	.33398	.33646	.33891
1.0	.34134	.34375	.34614	.34849	.35083	.35314	.35543	.35769	.35993	.36214
1.1	.36433	.36650	.36864	.37076	.37286	.37493	.37698	.37900	.38100	.38298
1.2	.38493	.38686	.38877	.39065	.39251	.39435	.39617	.39796	.39973	.40147
1.3	.40320	.40490	.40658	.40824	.40988	.41149	.41309	.41466	.41621	.41774
1.4	.41924	.42073	.42220	.42364	.42507	.42647	.42785	.42922	.43056	.43189
1.5	.43319	.43448	.43574	.43699	.43822	.43943	.44062	.44179	.44295	.44408
1.6	.44520	.44630	.44738	.44845	.44950	.45053	.45154	.45254	.45352	.45449
1.7	.45543	.45637	.45728	.45818	.45907	.45994	.46080	.46164	.46246	.46327
1.8	.46407	.46485	.46562	.46638	.46712	.46784	.46856	.46926	.46995	.47062
1.9	.47128	.47193	.47257	.47320	.47381	.47441	.47500	.47558	.47615	.47670
2.0	.47725	.47778	.47831	.47882	.47932	.47982	.48030	.48077	.48124	.48169
2.1	.48214	.48257	.48300	.48341	.48382	.48422	.48461	.48500	.48537	.48574
2.2	.48610	.48645	.48679	.48713	.48745	.48778	.48809	.48840	.48870	.48899
2.3	.48928	.48956	.48983	.49010	.49036	.49061	.49086	.49111	.49134	.49158
2.4	.49180	.49202	.49224	.49245	.49266	.49286	.49305	.49324	.49343	.49361
2.5	.49379	.49396	.49413	.49430	.49446	.49461	.49477	.49492	.49506	.49520
2.6	.49534	.49547	.49560	.49573	.49585	.49598	.49609	.49621	.49632	.49643
2.7	.49653	.49664	.49674	.49683	.49693	.49702	.49711	.49720	.49728	.49736
2.8	.49744	.49752	.49760	.49767	.49774	.49781	.49788	.49795	.49801	.49807
2.9	.49813	.49819	.49825	.49831	.49836	.49841	.49846	.49851	.49856	.49861
3.0	.49865	.49869	.49874	.49878	.49882	.49886	.49889	.49893	.49896	.49900
3.1	.49903	.49906	.49910	.49913	.49916	.49918	.49921	.49924	.49926	.49929
3.2	.49931	.49934	.49936	.49938	.49940	.49942	.49944	.49946	.49948	.49950
3.3	.49952	.49953	.49955	.49957	.49958	.49960	.49961	.49962	.49964	.49965
3.4	.49966	.49968	.49969	.49970	.49971	.49972	.49973	.49974	.49975	.49976
3.5	.49977	.49978	.49978	.49979	.49980	.49981	.49981	.49982	.49983	.49983
3.6	.49984	.49985	.49985	.49986	.49986	.49987	.49987	.49988	.49988	.49989
3.7	.49989	.49990	.49990	.49990	.49991	.49991	.49992	.49992	.49992	.49992
3.8	.49993	.49993	.49993	.49994	.49994	.49994	.49994	.49995	.49995	.49995
3.9	.49995	.49995	.49996	.49996	.49996	.49996	.49996	.49996	.49997	.49997

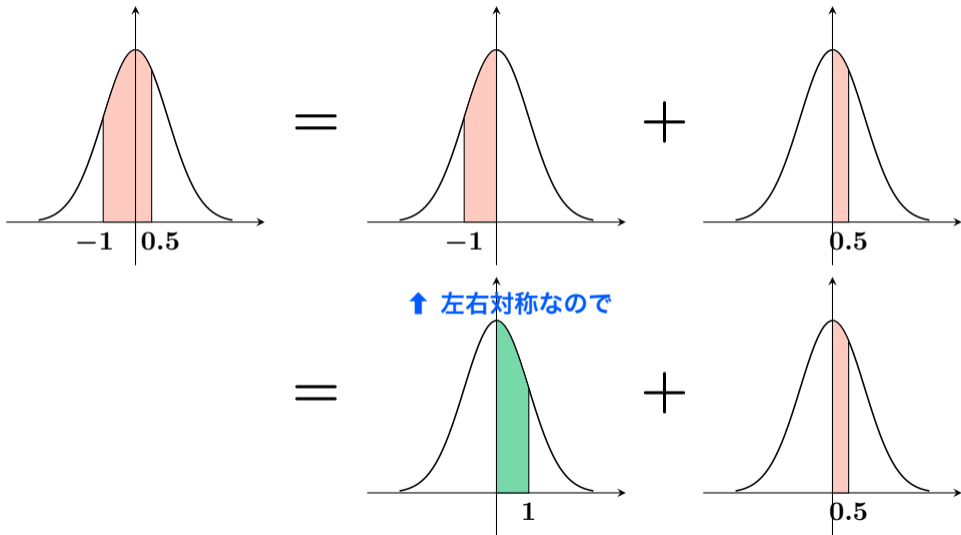
$$(1) P(0 \leq Z \leq 1.25)$$

正規分布表										
z	.00	.01	.02	.03	.04	.05	.06	.07	.08	.09
0.0	.00000	.00399	.00798	.01197	.01595	.01994	.02392	.02790	.03188	.03586
0.1	.03983	.04380	.04776	.05172	.05567	.05962	.06356	.06749	.07142	.07535
0.2	.07926	.08317	.08706	.09095	.09483	.09871	.10257	.10642	.11026	.11409
0.3	.11791	.12172	.12552	.12930	.13307	.13683	.14058	.14431	.14803	.15173
0.4	.15542	.15910	.16276	.16640	.17003	.17364	.17724	.18082	.18439	.18793
0.5	.19146	.19497	.19847	.20194	.20540	.20884	.21226	.21566	.21904	.22240
0.6	.22575	.22907	.23237	.23565	.23891	.24215	.24537	.24857	.25175	.25490
0.7	.25804	.26115	.26424	.26730	.27035	.27337	.27637	.27935	.28230	.28524
0.8	.28814	.29103	.29389	.29673	.29955	.30234	.30511	.30785	.31057	.31327
0.9	.31594	.31859	.32121	.32381	.32639	.32894	.33147	.33398	.33646	.33891
1.0	.34134	.34375	.34614	.34849	.35083	.35314	.35543	.35769	.35993	.36214
1.1	.36433	.36650	.36864	.37076	.37286	.37493	.37698	.37900	.38100	.38298
1.2	.38493	.38686	.38877	.39065	.39251	.39435	.39617	.39796	.39973	.40147
1.3	.40320	.40490	.40658	.40824	.40988	.41149	.41309	.41466	.41621	.41774
1.4	.41924	.42073	.42220	.42364	.42507	.42647	.42785	.42922	.43056	.43189
1.5	.43319	.43448	.43574	.43699	.43822	.43943	.44062	.44179	.44295	.44408
1.6	.44520	.44630	.44738	.44845	.44950	.45053	.45154	.45254	.45352	.45449
1.7	.45543	.45637	.45728	.45818	.45907	.45994	.46080	.46164	.46246	.46327
1.8	.46407	.46485	.46562	.46638	.46712	.46784	.46856	.46926	.46995	.47062

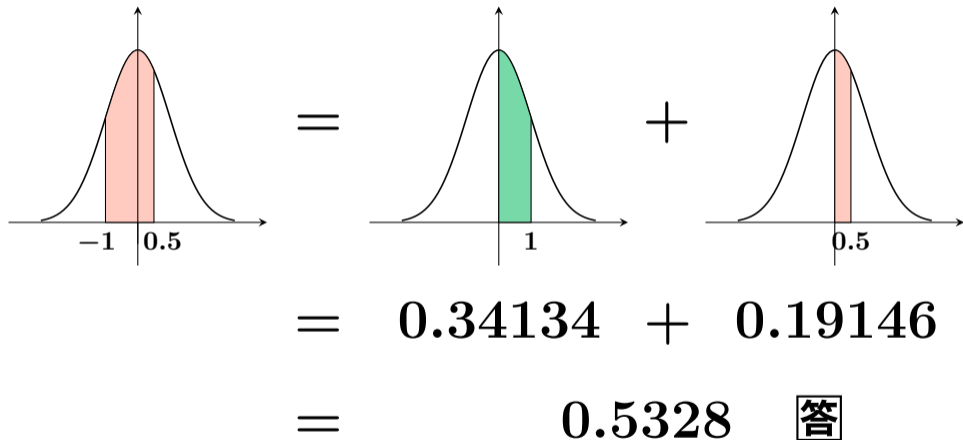
$$(1) \quad P(0 \leq Z \leq 1.25)$$

$$\begin{aligned} P(0 \leq Z \leq 1.25) &= u(1.25) \\ &= 0.39435 \quad \boxed{\text{答}} \end{aligned}$$

(2) $P(-1 \leq Z \leq 0.5)$



$$(2) \quad P(-1 \leq Z \leq 0.5)$$



$$(3) \quad P(1 \leq Z \leq 1.6)$$

